

PLANTA GENERAL DE SISTEMA DE EVACUACION RESIDUALES
ESCALA 1:50



ALZADO GENERAL DE SISTEMA DE EVACUACION RESIDUALES
ESCALA 1:50

PLANTA BASE TANQUE.
ESCALA 1:25.

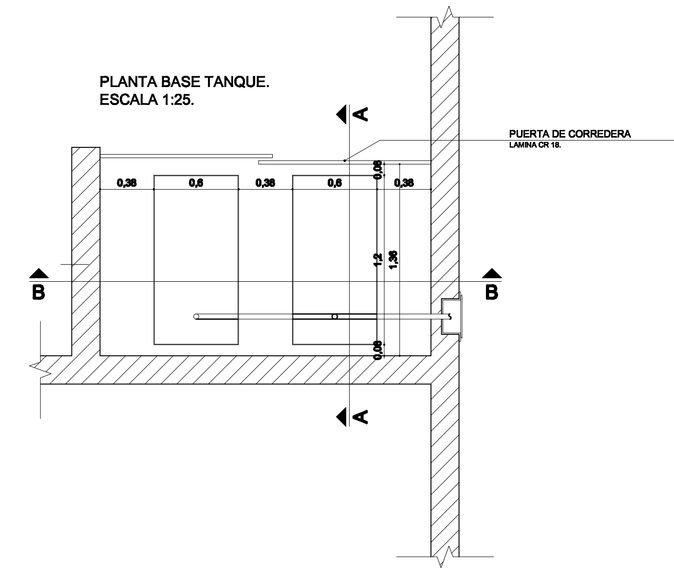

PLANTA SUPERIOR TANQUE.
ESCALA 1:25.

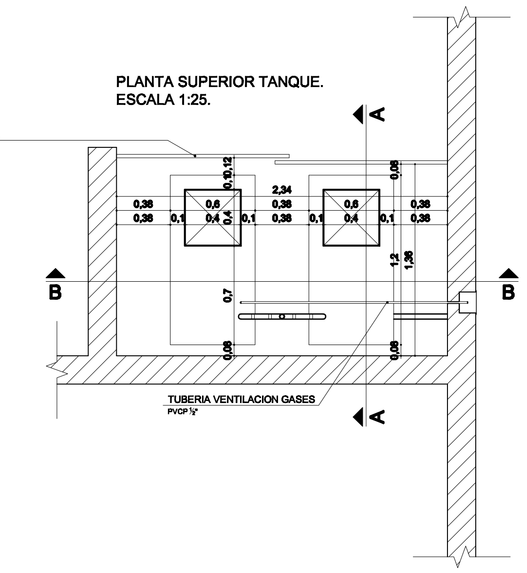

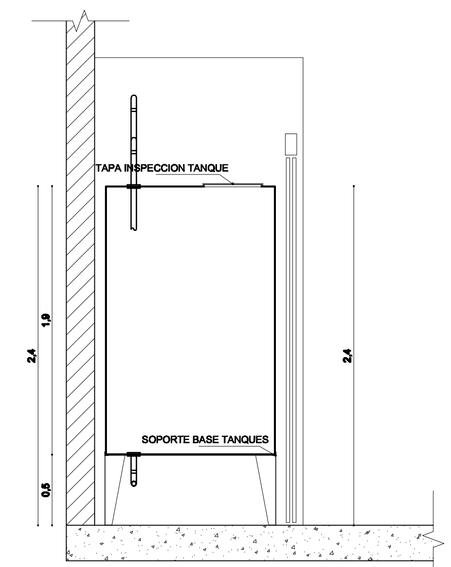

CORTE A-A' TANQUE
ESCALA 1:25.

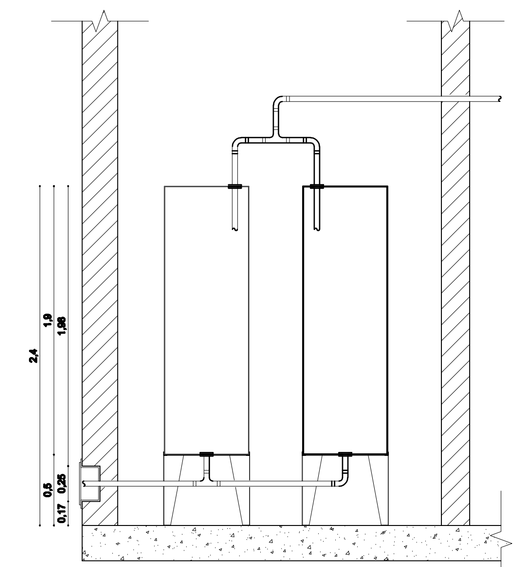

CORTE B-B' TANQUE
ESCALA 1:25.

PLANTA BASE INFERIOR TANQUE.
ESCALA 1:25.

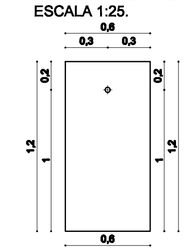

VISTA FRONTAL TANQUE.
ESCALA 1:25.

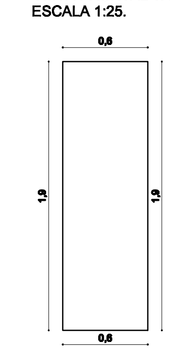

VISTA FRONTAL REFUERZO PERIMETRAL TANQUE.
ESCALA 1:25.

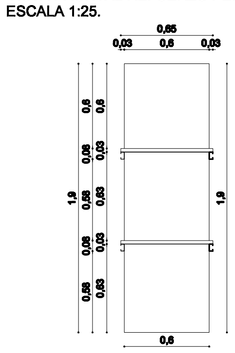

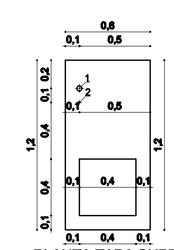

PLANTA TAPA SUPERIOR TANQUE.
ESCALA 1:25.
1. ORIFICIO DE ENTRADA
TUBERIA PVC2 1 ½".
2. ORIFICIO DE SALIDA TUBERIA VENTILACION
EN PVCP ½"

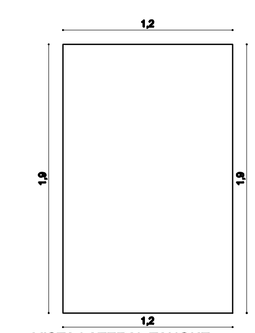

VISTA LATERAL TANQUE.
ESCALA 1:25.

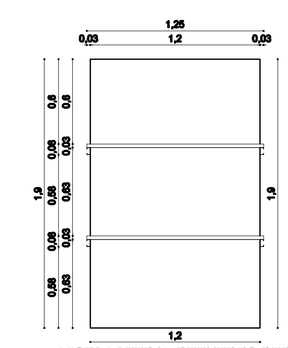

VISTA LATERAL REFUERZO PERIMETRAL
TANQUE.ESCALA 1:25.

PLANTA BASE TANQUE ALMACENAMIENTO
ESCALA 1:25

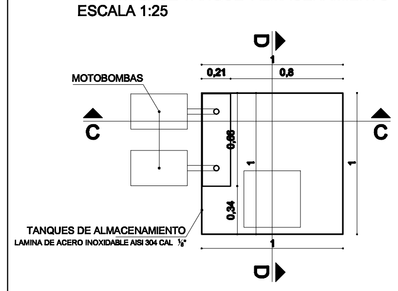

PLANTA PATA TANQUE ALMACENAMIENTO
ESCALA 1:25

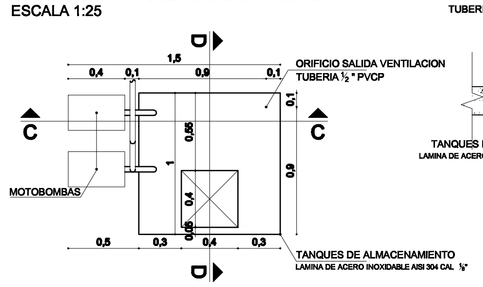

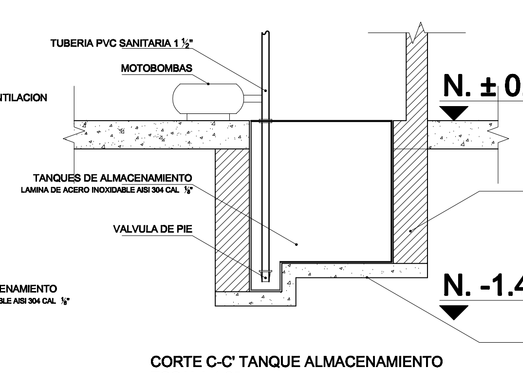

CORTE C-C' TANQUE ALMACENAMIENTO
ESCALA 1:25.

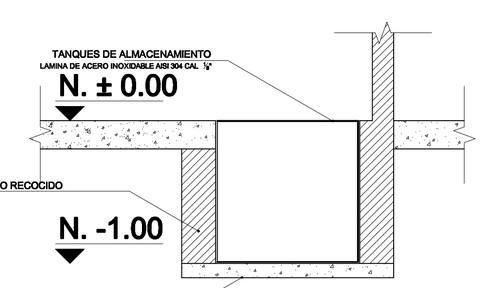

CORTE D-D' TANQUE ALMACENAMIENTO
ESCALA 1:25.

DANE
Para tomar decisiones

PROYECTO:
TANQUES LIQUIDOS RESIDUALES DANE

UBICACION:
CALLE 64G No. 92.56
BOGOTA

CONTIENE:
- PROYECTO DE EVACUACION DE LIQUIDOS RESIDUALES

OBSERVACIONES:
- LOS CONTRATISTAS DEBEN VERIFICAR TODAS LAS MEDIDAS EN LA OBRA.
- REUBICACION DE TODOS LOS CONTADORES DE SERVICIOS PUBLICOS DEL EDIFICIO, GAS, ENERGIA Y ACUEDUCTO. A NIVEL DE PRIMER PISO Y SOMBOTRANO.

ARCHIVO: TANQUES RESIDUALES.DWG

DIBUJO:	ESCALA:
	FECHA: DICIEMBRE – 2009

PLANO: 1 DE 3